

Since 1978



Available in LP or CNG Gas

PRO-PATCH

THE MOST EXPERIENCED COMPANY IN THE INDUSTRY

The year-round economical solution to asphalt street problems. Units available in 3, 4.25, 5 or 6 cubic yards, LP and CNG gas, diesel-fired and all electric truck mounted units.

(Trailer models are available with LP gas and diesel-fired systems.)





All Electric Heated System with
On-Board Generator



Diesel-Fired System

 H.D. INDUSTRIES, INC.
Pro-Patch Pot Hole Patcher

PRO-PATCH





Dump body (4 or 5 cubic yards) LP or CNG gas heating system. 80 or 120 Emulsion tank. Class 50, 40 ton hoist tack spray and hydraulic tools.




Duel Conveyor System
For standard or large rapid asphalt repair and eliminates asphalt bridging.



Asphalt Edger
Designed to repair deteriorated shoulders on highways and long trenches.



Trailer Model LP gas or diesel-fired available with or without work decks.



Sand Spreader Assembly
Improves traction on icy streets, bridges and overpasses.



Swing Auger
Used to repair large cut and long trenches. Available in manual or remote control.

PRO-PATCH

41 YEARS OF EXPERIENCE IN THE INDUSTRY

- ▶▶ Pro-Patch is a Truck mounted, unitized asphalt patching machine capable of making efficient and permanent asphalt repairs under all weather conditions.
- ▶▶ Unique design allows the machine to transport hot or cold asphalt pre-mix material and road oils at controlled heated temperatures year-round.
- ▶▶ Pro-Patch Asphalt Pothole Patcher is available in 3, 4, 5 or 6 Cubic Yard Hoppers
- ▶▶ Dry Heat or Heat Transfer Oil
- ▶▶ LP Gas, CNG, Diesel or All Electric with On-Board Generator
- ▶▶ Available for Trucks, Skids, Trailers, & Dump Body Mounts
- ▶▶ Single Screw or Double Screw Augers
- ▶▶ Overnight Electric Heater
- ▶▶ 30 to 120 gallon emulsion tanks with a wide variety of options

TRUCK REQUIREMENTS

4.25 CY to 5 CY Hopper
Front Axle: 12,000 LB
Rear Axle: 23,000 LB
GVW: 35,000 LB
Useable CA: 138 to 141"

6 Cubic Yard Hopper
Front Axle: 12,000 LB
Rear Tandem: 34,000 LB
GVW: 46,000 LB
Useable CA: 130"



H.D. INDUSTRIES, INC.

Pro-Patch Pot Hole Patcher

To Review a Demo visit www.pro-patch.com

P.O. BOX 8250 • JACKSONVILLE, TEXAS 75766 • 903-586-6126 • 800-256-6126

Export: +1-972-479-0333 * sales@dega.com